

















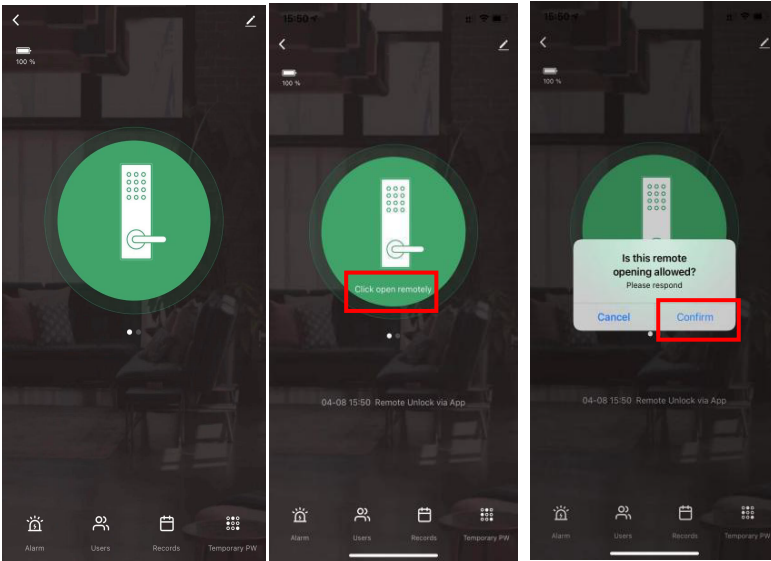






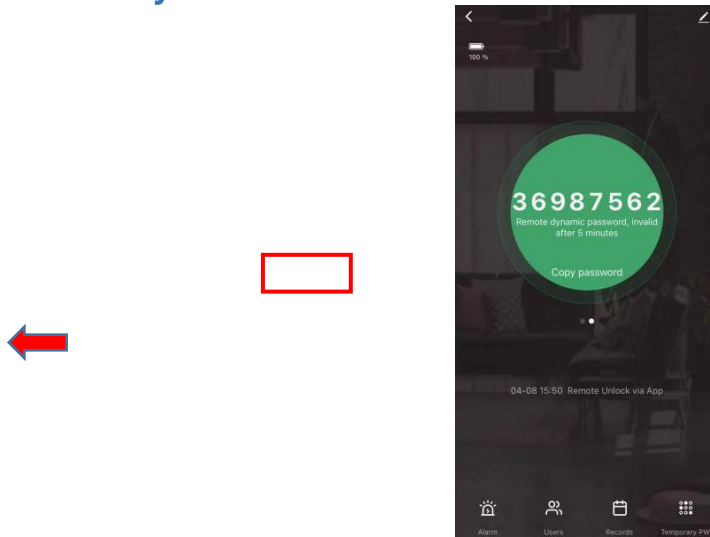


## b) Unlock Remotely



Visitor to press on "4"+"#" on door lock  
An app notification will prompt on phone. Open app.  
Press on "Click open remotely"

## c) Remote Dynamic Password



Swipe left to enter the next interface and tap to generate a dynamic password.

For visitor, after obtaining the password, key In the dynamic password to unlock.

In the event the password does not work, key 6 + # for the lock to sync and enter the dynamic password is 5 minutes

## 4.4.3. Alarm

Alarm records can be checked in the records tab.

### Low Battery Alarm

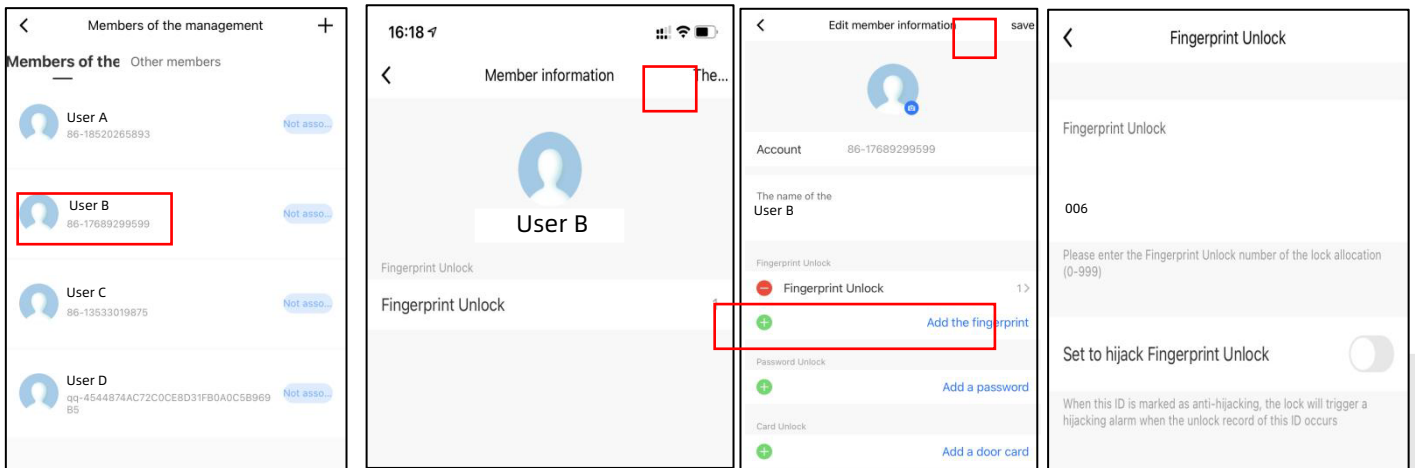
Lock Alarm and phone notification will start alerting when battery is lower than 4.8V. Alarm will be activated every time lock is opened. It is recommended to change battery immediately.

### Continuous Error Test Alarm

Alarm and phone notification alert when 5 consecutive entry failures detected (password, fingerprint, card). Smart lock touch panel will be deactivated for 90 seconds.

'RRUEHOO \$ODUP  
:KHQ YLVLWURU DUULYHV DW GRRUVW  
GRRUEHOO E\ NH\LQJ O P RQ WKH OR  
DUULYDO

## 4.4.4. User Management



You may link each of the recorded fingerprint/card/passcode base on code number (refer to 3.1 if you have not add new users) to the respective members on the app.

The lock and the app will be synchronised when the lock connected to wifi.

Example, code 006, recorded with fingerprint access belongs to User B. You can set the code to their profile. Once it's set, whenever User B opens the door, the records will show the name of the User B when they unlock the lock.

Note: To remove complete access, the recorded data of the user have to be removed in both the lock and the app.







